

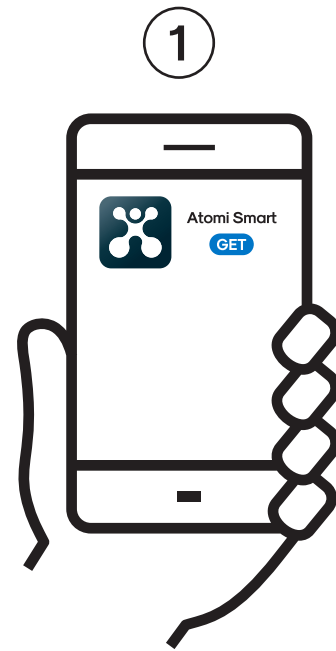
atomi Smart®

Let's get started!

Smart WiFi
LED Floodlight


Quick Start Guide

v1.01/22



Get the app

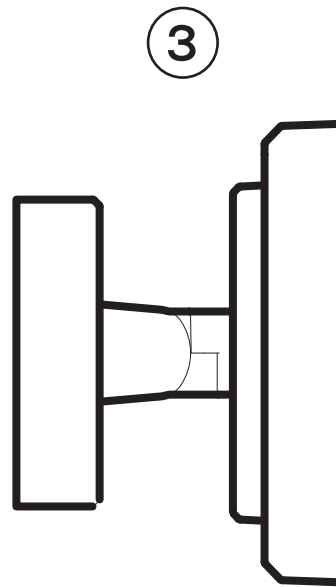
Download the Atomi Smart app from the App Store or Google Play.



Register

Follow the on-screen instructions and register an account.

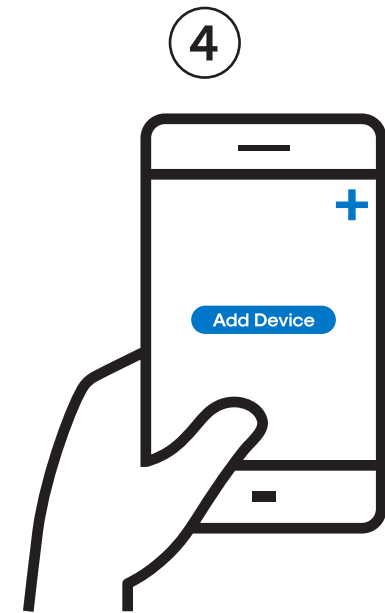
Make sure to allow access to Location (Android), Bluetooth and Local Network (iOS).



Turn on your Atomi Smart device

And confirm that the light is flashing white.


If not flashing, press and hold the Power button for 10s to reset.



Add your Atomi Smart device

Press "Add Device" or the "+" sign and select "Connect Device" on the popup that appears.

If the popup does not appear, close the app and try again. Still nothing? Read the "Troubleshooting" section on this user guide.



Select the right network

Enter your home WiFi name and password, then press "Continue"

Make sure you're connected to a 2.4GHz WiFi network (Atomi Smart can't connect to 5GHz networks).

Troubleshooting

Smart WiFi
LED Floodlight

The popup does not appear when adding a device.

Make sure that you are allowing the app to access your phone's Location (Android), Bluetooth and Local Network (iOS). For more details, visit our website's Support page.

If the popup still doesn't appear, follow the steps below:

1. Press "Add Device" or the "+" sign and select your Atomi Smart device.
2. Follow the on-screen instructions (Make sure you connect to a 2.4GHz WiFi Network).

I can't find the atomi-smart-XXXX network in my WiFi list.

Make sure your Atomi Smart device is powered on and the light is flashing white. If not, reset your device.

My WiFi network doesn't appear in the Atomi Smart app.

Use your smartphone to confirm that you have at least two WiFi bars in the vicinity of your Atomi Smart device. If not, move your Atomi Smart device closer to your router. (The list will refresh every 10 seconds).

Cannot connect to my WiFi network.

Make sure that you have entered the correct WiFi password during the WiFi setup. Check if there are problems with your internet connection. If the WiFi signal is too weak, reset your WiFi router and try again.

I'm getting "Failed to Add Device", "Failed to find router" or "DHCP" error.

- Confirm that your phone is connected to a 2.4GHz WiFi network.
- Check whether the router password you entered is correct.
- Confirm that the DHCP service is enabled on your router settings.
- Make sure that your WiFi signal is strong.
- Temporarily disable your 5GHz network.
- If you have a mesh network/router that does not allow you to disable 5GHz, try to move farther away from your router until your phone moves to the 2.4GHz band.
- For more Connection Troubleshooting tips, visit atomismart.com/connection-troubleshooting/

My Atomi Smart device appears as "Unavailable" or "Offline" in the app.

Refresh the device list.

I just replaced my router.

If you replace your router, you will need to reset your devices and add them again to the app.

How to reset my device?

Press and hold the Power button for 10s. Confirm that the light starts flashing.

How to control multiple lights simultaneously?

- Open the Atomi Smart app and select one of the floodlights that you've added.
- Press the 'Edit' button on the top-right corner of the screen.
- Press 'Create Group' and select your lights.
- Press 'Save'. You can now control your floodlights simultaneously.

For more information about app and device features, tutorials and troubleshooting tips go to: www.atomismart.com/helpFloodlight

Still can't connect? Need assistance?

Our friendly customer service team will work hard to put a smile back on your face. Here's how we can connect.



1-800-757-1440
Mon-Fri 9:00-5:00 EST (US)



or support@atomiusa.com

Welcome to the Atomi Smart family!

We know you will love our products so much that we are giving you an exclusive **15% off your next purchase on atomismart.com.**



Log onto <https://atomismart.com/shop-now/>



Add to Cart



Enter promo code **ATOMI15OFF**



Proceed to checkout



Free shipping on orders over \$50
within the contiguous US only

Terms and conditions apply.

- The following terms and conditions apply to the promo code:
1. Coupon is only valid on the Atomi Smart website www.atomismart.com.
 2. A valid code must be entered at the checkout page in order to redeem the promotion.
 3. Customers can only redeem one time at checkout.
 4. Customers can only use the promo code once.
 5. Atomi Smart reserves the right to cancel or modify any order, or revoke the use of the promo code for any reason.
 6. Unless otherwise stated, promo codes are not valid in conjunction with other promotions or discounts.
 7. Additional terms and conditions may be specified in relation to specific promo code (for example, duration, eligibility, discount amount and products covered), and will govern the use and redemption of those vouchers.
 8. Promo code is not exchangeable for cash.
 9. Atomi Smart will not be liable and/or be required to offer replacement codes, discounts, credits, cash or otherwise compensate customers for:
 - a. discontinued or cancelled promo code;
 - b. improper use of, or inability to redeem, a promo code; or
 - c. the inability to redeem promo code due to technical issues.

FCC Notice:

This device complies with Part 15 of the FCC Rules. Operation is subject to the two following conditions:

1. This device may not cause harmful interference.
2. This device must accept any interference received, including interference that may cause undesired operation.

Note:

This equipment has been tested and found to comply with the limits for a Class B digital device, pursuant to Part 15 of the FCC Rules. These limits are designed to provide reasonable protection against harmful interference in a residential installation.

⚠ Warning

This product can expose you to chemicals including Lead, which is known to the State of California to cause birth defects or other reproductive harm. For more information, go to www.P65Warnings.ca.gov.

atomi smart

For questions or concerns, email us at support@atomiusa.com
Manufactured and marketed by Atomi Inc.
10 West 33rd St., New York, NY 10001
atomi™ is a trademark of Atomi Inc.
atomi smart® is a registered trademark of Atomi Inc.
Designed by Atomi in New York. Made in China.

Two-year limited warranty from the date of purchase against defects in material and workmanship.